Pepper Institute on Aging and Public Policy
636 West Call Street
Florida State University
207 Pepper Center
Tallahassee, Florida 32306-1121

February 20, 2015

Dear Reader:

We hope you find the 4th edition of *Florida's Aging Population: Critical Issues for Florida's Future* informative and helpful. This publication is produced by the Pepper Institute on Aging and Public Policy at Florida State University, with financial support from the Claude Pepper Center. The purpose of this report is to provide elected officials, policy analysts, advocacy organizations, and others interested in Florida's future with a snapshot of older adults in Florida, a highlight of key policy issues they face, and tentative projections for their future. This edition focuses on the Great Recession of December 2007 to June 2009 and its enduring implications for retirement security. We also highlight the ongoing need for affordable, quality long-term care.

The Florida legislature and U.S. Congress will consider and weigh in on many bills and funding decisions this year that can dramatically shape the quality of life of Florida's aging population. Some of these concern the issue of access to quality care, like the Caregiver Advise, Record, Enable (CARE) Act, developed by the AARP, or Florida's Community Care for the Elderly (CCE) program. Both older adults in Florida and their caregivers stand to benefit by lawmakers enacting legislation such as the CARE Act and adequately funding programs like CCE.

Equally pressing is the need to practice responsible stewardship of the Florida Retirement System (FRS). Currently more than 360,000 retirees receive benefits from the FRS, while 648,000 state employees are active participants in the system. This means that changes to the FRS impact a population the size of Orlando, Tampa, and Miami combined. Further, Florida's citizens more urgently need policymakers to address the viability of Florida's municipal pension plans (*Report Card Update: Florida Municipal Pension Plans,* LeRoy Collins Institute at FSU).

Of course, we all share responsibility for helping Florida's older adults remain independent and active, and solutions to the challenges they face are not limited to state and federal legislation. At the Pepper Institute we are encouraged by the successes of organizations that come together to develop novel programs and solutions that truly enrich the lives of Floridians in their "golden years." We note two of these in this report – the Osher Lifelong Learning Institute at FSU and the Safe Mobility for Life Coalition coordinated by the Florida Department of Transportation.

Thank you for all you do on behalf of Florida's older adults and the people who care for them.

Sincerely,

John Reynolds
Eagles Professor of Sociology
Director, Pepper Institute on Aging and Public Policy

FLORIDA'S AGING POPULATION

Critical Issues for Florida's Future | 2015

John Reynolds, Justine Gunderson, and Melissa Bamford

Executive Summary

This report is the fourth volume in a continuing series on the status of Florida's aging population, produced by the Pepper Institute on Aging and Public Policy with funding from the Claude Pepper Center at Florida State University. The series is designed to provide up-to-date information on the aging population in Florida, on the major economic and medical issues that confront them, and on the public programs and policies that contribute to older adults' safety, security, and general well-being.

In this edition we first present an overview of Florida's growing aging population relative to other states as well as specific information regarding aging trends for Baby Boomers. Florida remains the "oldest" state in the union, in terms of its population composition, and is second only to California in terms of the total number of older adults. Florida likewise has the oldest county in the nation, Sumter County, where over 43 percent of the residents are 65 and older, with many of them living in The Villages, the largest 55-and-older retirement community in the U.S. Given the size of the older adult population in Florida, the resources and experience they bring to their communities, and the demands they place on state, county, and municipal services, Florida remains a bell-weather state for aging issues in our country. The status of older adults in Florida and the policies that affect their well-being are instructive for the rest of the country, as we all face challenges and opportunities related to the Baby Boom cohort entering older adulthood.

This report places special emphasis on the impact of the severe economic downturn that began in 2007, including its implications for Social Security and Medicare. Many Americans experienced significant financial setbacks as a consequence of this "Great Recession." However, older Americans were hit particularly hard. Many have experienced stretches of unemployment and layoffs, savings depletion, and a decline in the value of their homes—leaving some older Americans wondering how they will be able to retire as planned during these times of economic uncertainty. The length of unemployment during the peak of the recession for workers aged 55 and older averaged eleven months and only one-third of workers aged 55 to 64 who lost their jobs during the recession were able to find full-time employment by 2010. According to one AARP study, nearly two-thirds of Baby Boomers suffered a reduction in retirement savings and almost one in four older workers spent nearly all of their retirement savings during the first two years of the recession. Many older adults are now left wondering if they'll ever be able to retire.

The Great Recession also had a profound effect on the public programs meant to shelter older adults from economic hardship. The financial health of Social Security and Medicare, both important programs for older Americans, took a hit following the economic downturn. Social Security assets declined during the midst of the Great Recession just as many Baby Boomers were set to retire, and Medicare continues to struggle to maintain adequate financing in the face of rising health care costs and increased demand for health services by older adults. According to Medicare's Board of Trustees, Medicare's Hospital Insurance fund is currently expected to be depleted by 2028. The future of these major social programs is the top aging policy issue facing our country, and it is the hope of the Pepper Institute on Aging and Public Policy that this report will prove helpful to policymakers and aging advocacy groups in facing that historic challenge.

The Organization of This Report

This report is organized into four sections. Each section reports relevant information for Florida for the most recent dates available. The first section provides an overview of Florida's aging population and describes in broad strokes the Great Recession of the late 2000s. The second section details population trends in Florida since 1970, noting within Florida differences at the county level and provides specific information about aging trends for Baby Boomers. The third section details the recession's impact in terms of unemployment, layoffs, income, poverty rates, savings, foreclosures, and Social Security and Medicare depletion. The fourth section highlights the costs of health care and insurance for Florida's population in terms of costs of long term care facilities, Medicare/Medicaid costs and also provides information on insurance coverage.

About the Authors

John Reynolds, PhD, is Professor of Sociology and the Director of the Pepper Institute on Aging and Public Policy at Florida State University. His recent research examines the downsides of indebtedness and the politics of school reform.

Professor Reynolds also is on the leadership team of Florida's statewide Safe Mobility for Life Coalition whose mission is to improve the safety, access, and mobility of Florida's aging road users.

Justine Gunderson is a PhD candidate in the Department of Sociology at Florida State University. Her dissertation research investigates trends in grandparenting ideologies, particularly the rise of intensive grandparenting, and its increasingly important implications for the life satisfaction of seniors.

Melissa Bamford, PhD, is an Instructor of Sociology at the University of Memphis.

Claude Denson Pepper (1900-1989)

About the Pepper Institute

The Pepper Institute on Aging and Public Policy serves as a focal point for aging research and education at Florida State University. Resources are devoted to supporting individual and collaborative faculty research projects and funding graduate student education. Research activities include health policy, access to health care and health care financing, aging and social change, work and retirement, and social welfare and social security reform. The Pepper Institute is also affiliated with the Safe Mobility for Life Coalition and the Osher Lifelong Learning Institute. Funded by the Florida Department of Transportation, the Safe Mobility for Life Coalition is a statewide source for materials and information related to maintaining older driver safety and mobility. The Osher Lifelong Learning Institute now includes over 1,000 members who participate in a wide range of activities, classes, local excursions, and international study. Together, the Pepper Institute is committed to fostering life-long learning through community engagement and outreach.

Pepper Institute on Aging and Public Policy
College of Social Sciences and Public Policy,
Florida State University
636 West Call Street
Tallahassee, Florida 32306-1121
(850) 644-2831 | pepperinstitute.fsu.edu

"Life is like riding a bicycle: you don't fall off unless you stop pedaling."

- Claude Pepper

Table of Contents

Florida's Aging Population

Florida's Aging Population

Reflecting the growth of the older population as a whole, the 2010 Census demonstrates that more people were 65 and older in 2010 than in any other Census. In fact, the overall population aged 65 and older increased at a faster rate than the total U.S. population overall—a growth rate of 15.1 percent compared to 9.7 percent.[1]

Florida's Status Relative to Other States

As the fourth most populous state in the United States, Florida is home to 5.5 percent of the nation's people. As of the 2010 Census, around 3.26 million persons age 65 and older were residing in Florida. While this is not the largest older adult state population in the country, at 17.3 percent Florida has the highest percent of residents age 65 and older.[2] In contrast, 13.7 percent of the U.S. population is 65 plus.[3]

The most current projections published by the Census Bureau show that Florida's elderly population will grow rapidly in the next several decades, both absolutely and as a percent of the state population. By 2030, the size of Florida's 65 and older population is projected to be 7.77 million, more than twice what it was in 2010. This number will comprise about 27 percent of Florida's total population, and Florida is one of a handful of U.S. states projected to have at least one-quarter of its population age 65 and older by 2030 (other states included Maine, Wyoming, New Mexico, Montana, and North Dakota).[4]

Florida is ranked:

- *1st in the proportion of people aged 65 and older*
- *14th in average life expectancy: 79.7 years*
- *Our median age is 40.4 years*
- *17 percent of Florida residents are 65 years and older*

Within Florida, the age distribution of the population varies substantially by county. As of 2010, there were 3 counties with a median age below 30: Hendry, Leon, and Alachua. The "oldest" counties in Florida have a median age of 50 or older and these include: Charlotte, Citrus, Sarasota, Highlands, Flagler, Hernando, Martin, and Sumter.[5]

1 U.S. Census Bureau (2005). State Interim Population Projections by Age and Sex: 2004-2030. Retrieved from http://www.census.gov/population/www/projections/stproj.html

2 U.S. Census Bureau. (2010). Profile of the General Population and Housing Characteristics: 2010. Retrieved from http://factfinder2.census.gov

3 U.S. Census Bureau (2005), *op. cit.*

4 U.S. Census Bureau. (2005), *op. cit.*

5 The Florida Legislature Office of Economic and Demographic Research. (2012, May 11). Florida's

Population Trends Since 1970

Florida experienced tremendous population growth from 1970 to 2010, growing from just under 16 million residents in 2000 to almost 19 million residents in 2010. In fact, Florida's population is expected to grow to over 23 million people by 2030.[6] Adding to this growth, the overall population is forecasted to increase by just under 250,000 residents between 2025 and 2030—a number roughly equivalent to the city of St. Petersburg.[7]

Florida's population growth slowed down in the wake of the Great Recession. Leading up to the recession (2000 to 2006), the average annual population increase was around 362,000 individuals, while the average annual increase during the recession was less than half that amount at 114,000 individuals.

Reflecting the fact that Florida ranks third in the number of foreign-born residents, most of the growth in Florida's population is a result of net migration. By 2030, net migration is expected to encompass over 90 percent of Florida's population growth. While Florida has been leading the nation in terms of a demographic transition towards an aging population, the future of Florida's age structure reflects not only aging Floridians, but also the people who will migrate to Florida in the future. Without migration, the age structure of Florida in 2030 would be dramatically older.

Economic Future & the Impact of Aging in Place. 1st Annual Statewide Aging in Place Housing Summit. Retrieved from http://edr.state.fl.us

6 U.S. Census Bureau (2005), *op. cit.*

7 U.S. Census Bureau (2010). Profile of the General Population and Housing Characteristics: 2010, *op .cit.*

Florida's Aging Population by County

Most of the counties in Florida have older populations than the U.S. overall. In 2010, 51 out of Florida's 67 counties exceeded the US percent of the population aged 65 and older. Statewide, the overall percentage of the population aged 65 remained fairly stable from 2000 to 2010—decreasing from 17.6 percent in 2000 to 17.3 percent in 2010. However, the percent of the population aged 65 and older increased in 41 counties and decreased in 26 counties.[8] This indicates that despite stability at the state level, many counties have needed to respond to changing demands on services for different age groups.

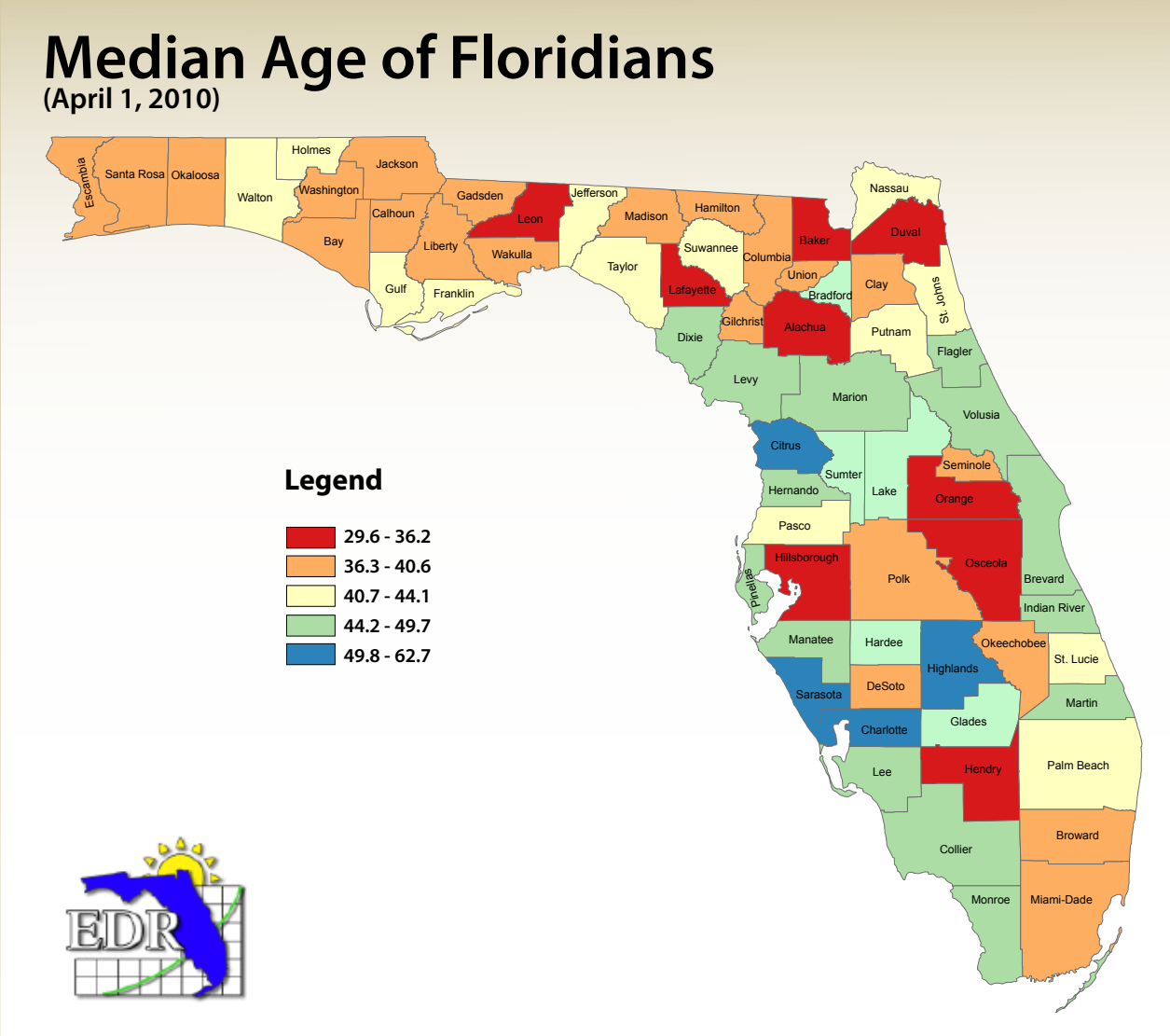

8 U.S. Census Bureau (2010), *op. cit.*

Within counties, age distributions vary considerably. The northern part of the state has a relatively young population—at least by Florida standards. The middle region of the state is the oldest, particularly counties located along the Gulf Coast from Levy to Collier county, where 20 to 40 percent of all residents are at least 65 years of age or older.[9]

In 2010, 51 out of Florida's 67 counties exceeded the US percent of the population aged 65 and older.

Florida's Median Age

Another way to gauge the aging of Florida is by tracking changes in the median age of the population. (The median is the age at which half of the population is older and half are younger.) The median age of Florida residents was 40.7 years as of 2010—an increase from 37.6 years in 2002.[10] The aging of the Baby Boom generation into the older age groups has been a central contributing factor to the increase in the median age within Florida, as well as the Unites States as a whole.[11]



In 2010, Florida did not have the highest median age, but compared to other states that also had a median age of 40 years old or above, Florida had both the greatest number and percentage of residents aged 65 and older. In fact, four of the top ten cities with the highest percentage of residents aged 65 and older were located in Florida: Clearwater, Hialeah, Cape Coral, and Miami.

Florida's Growing Aging Population

Florida's aging population is growing rapidly. While Florida's population is expected to grow by almost 5.1 million between 2010 and 2030, Florida's older population will account for most of Florida's population growth, representing 55.2 percent of the gains in population. It is

9 Hardy, M.A. (2002). Florida's Aging Population: Critical Issues for Florida's Future. Pepper Institute on Aging and Public Policy. Florida State University.

10 U.S. Census Bureau (2010). USA People QuickFacts, *op. cit.*

11 U.S. Census Bureau (2010). Profile of the General Population and Housing Characteristics, *op. cit.*

predicted that by 2020 the number of Florida residents aged 65 and older will total 4.6 million.[12]

As of 2010, there were 2.5 million Floridians in their 50s, 2.1 million Floridians in their 60s, 1.4 million Floridians in their 70s and almost 1 million Floridians in their 80s and above. Seeing as Florida ranked as the third most popular state when people aged 66 and older were asked to indicate where they would choose to live in a 2011 Harris Poll, we can expect that these numbers will continue to rise. Recent estimates predict that Florida's 65 and older population will represent 24.1 percent of Florida's overall population by the year 2030.[13]

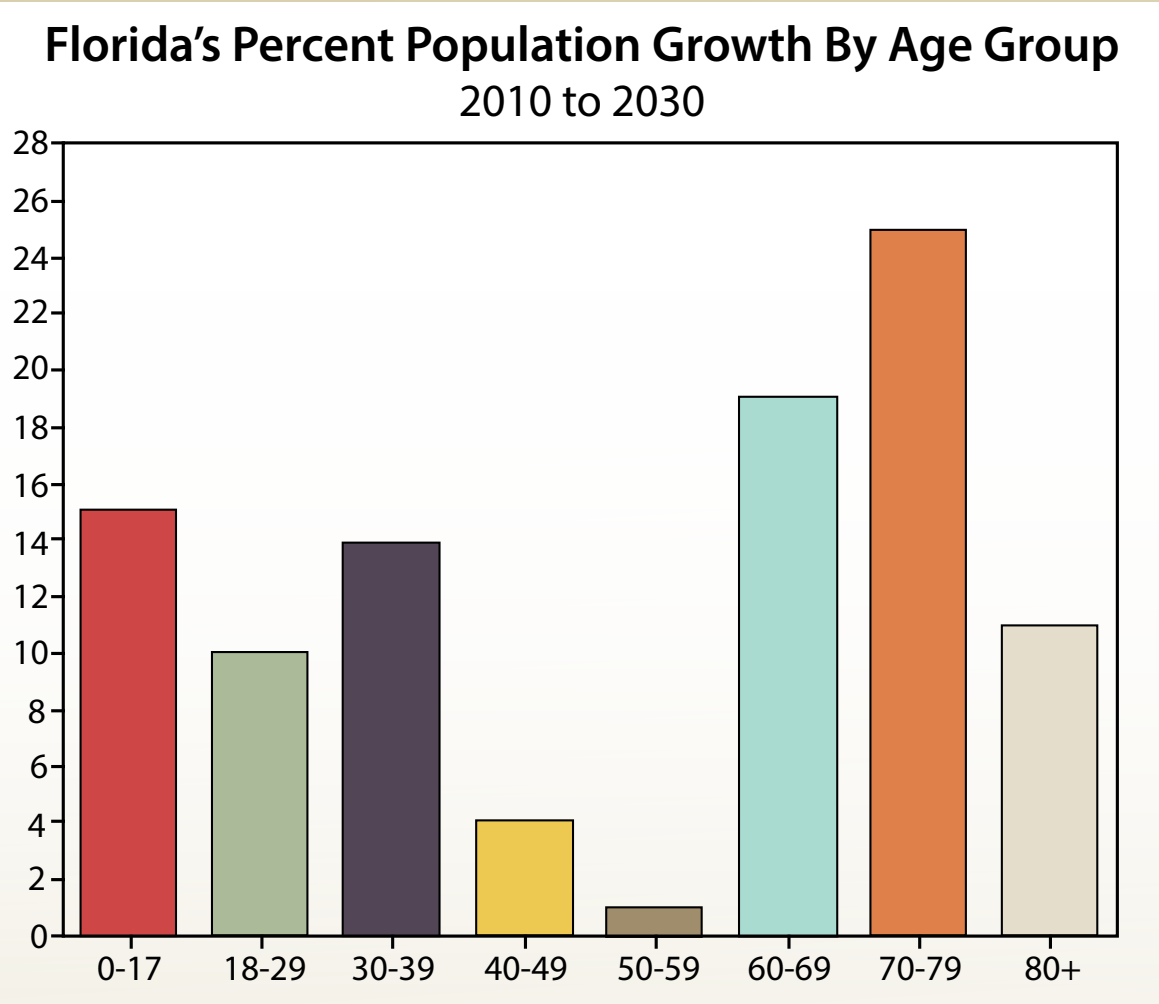

12 U.S. Census Bureau. (2010). USA People QuickFacts, *op. cit.*

13 U.S. Census Bureau. (2010), Profile of the General Population and Housing Characteristics, *op. cit.*

The Growth of the “Oldest Old”

The Growth of the "Oldest Old"

The "oldest old"—defined as those aged 85 and older—is expected to climb from 5.9 million to 18.2 million to comprise roughly 4.3 percent of the total population. Due to advances in public health and medical care, this age group in the U.S. is expected to almost triple between 2012 and 2060.[14]

While the proportion of women in Florida's population is greater than men at all adult ages,[15] the surplus of women over men is especially noticeable when examining the proportion of Floridians aged 85 and older. On average, two out of three Floridians aged 85 and older are women.

Between the years 2000 and 2010, the number of Floridians aged 85 and older grew by 102,824 people, or 3.7 percent, compared to the increase in Florida's population by 2.8 million residents, a nearly 18 percent increase overall.[16] Florida's 85 and older population is projected to nearly double by the year 2020.[17] Florida's unique demographic composition and rapidly expanding 85 and older population means that Florida will serve as a prototype for other states also experiencing increasingly aging populations.

Florida's population is expected to grow by almost 5.1 million between 2010 and 2030 and the growth of Florida's older population will account for most of this growth.

By 2020 the number of Florida residents aged 65 and older is expected to reach 4.6 million.

Baby Boomers: The Future of the Aging Population

Baby Boomers, defined by the Census Bureau as the generation of Americans born during the "baby boom" from 1946 to 1964 during the post-World War II period, are important not only due to their size, but also because many are just now beginning to enter retirement age. The earliest Baby Boomers first started to reach age 65 in 2011. The number of older people is projected to dramatically

14 U.S. Census Bureau. (2012 December). U.S. Census Bureau Projections Show a Slower Growing, Older, More Diverse Nation a Half Century from Now. Retrieved from http://www.census.gov/newsroom/releases/archives/population/cb12-243.html

15 Macpherson, D. (2007). Florida's Aging Population: Critical Issues for Florida's Future. Pepper Institute on Aging and Public Policy. Florida State University.

16 Florida Bureau of Economic and Business Research. (2010). Florida Population by Age Group. Florida Population Studies. Retrieved from http://edr.state.fl.us/Content/population-demographics/data/Pop-Census_Day.pdf

17 U.S. Census Bureau. (2005), *op. cit.*

increase for the next 18 years as younger Baby Boomers age. The population aged 65 and above is expected to grow from nearly 35 million now to about 71.5 million by the year 2030 becoming nearly 20 percent of the total U.S. population.[18] This means that by the year 2030, nearly one in every five Americans will be over the age of 65.[19]

The Census Bureau predicts that by 2015 the share of Floridians aged 65 and older will rise to 19.5 percent and will continue to increase to over 27 percent by the year 2030. Yet, the impact of the aging of the Baby Boomers for Florida's future lies not only in how many Baby Boomers now reside in Florida—but whether large numbers of Boomers currently living in other states will choose to retire in Florida. Historically, Florida has been a prominent destination for retirees from both the Northeast and the Midwest, but whether it will continue to be so is not certain in the context of the recession and its aftereffects.

Living Arrangements

Top among the concerns of older adults and their family members is where they will live as they age. Nearly all older adults hope to remain in private homes with or without a spouse, but some will eventually reside in assisted living facilities or nursing homes. Of households aged 65 and older, the most common living arrangement was for older adults to reside with their spouses.[20] This pattern holds in Florida as well, with 69 percent of men and 43 percent of women living with their spouse.[21]

In Florida, 17.2 percent of men aged 65 and older lived alone, compared with nearly 32 percent of women. 2.3 percent of women aged 65 and older lived in group quarters or institutions, such as long-term care facilities,

18 U.S. Census Bureau. (2012 December), *op. cit.*

19 Federal Interagency Forum on Aging-Related Statistics. (2008). Number of People Age 65 and Over, by Age Group. Retrieved from http://www.agingstats.gov/Main_Site/Data/2008_Documents/Population.aspx

20 U.S. Census Bureau. (2012 December), *op. cit.*

21 American Community Survey. 2009-2011.

The earliest Baby Boomers reached age 65 in 2011.

By 2030 nearly 1 in 5 Americans will be over the age of 65.

By 2015 nearly 20 percent of Floridians will be 65 and older.

while only 1.4 percent of men lived in similar living situations.[22]These numbers are slightly lower compared to the living arrangements of older Americans as a whole. Approximately 19 percent of men aged 65 and older lived alone, compared with 37 percent of women aged 65 and older.[23] In addition, about 4.1 percent of the 65 and older population resided in institutional settings.

The rapid increase among the oldest old population in Florida has significant implications for the living arrangements of those 85 and older, including access to long-term care and assisted living facilities. As a population group, the oldest old are at the highest risk for chronic health problems, thus the expanding elderly population has generated increased demand for a range of long-term care services.

Despite our rapidly growing elderly population, Florida has not made significant advances in access to long-term care services.[24] Florida ranks poorly in the nation, placing 35th in terms of affordability and access to long-term care facilities, 41st in terms of choice of settings and provider, and 43rd in terms of quality of care given by long-term care facilities.[25]

22 American Community Survey. (2009-2011), *op. cit.*
23 U.S. Census Bureau. 2010.
24 U.S. Census Bureau (2012 December), *op. cit.*
25 AARP. Florida: 2014 A State Scorecard on Long-Term Services and Supports for Older Adults.

The Great Recession

The Great Recession

An Overview

The Great Recession of the late 2000s affected nearly all Americans in terms of increasing financial insecurity and greater concerns about spending and borrowing habits. The financial crisis impacted three markets —the housing, stock, and labor markets—providing multiple pathways through which individuals, households, and their assets may be negatively affected.

Yet, older adults and seniors have suffered a disproportionate share of economic hardships following the advent of the recession in December of 2007. The Great Recession hurt Florida's seniors by reducing retirement investment accounts and the value of equity in homes. Income and saving levels have fallen or stagnated for many individuals and housing equity is far below 2008 values and is predicted to remain at low levels for many more years.

The recession contributed to the already higher numbers of seniors who are financially at risk. According to an Institute on Assets and Social Policy study, 78 percent of all senior households are vulnerable financially. This risk is elevated among single senior households, mostly women, among whom more than one-third are at serious financial risk. Most of this risk can be linked to low saving rates, weak private pensions, and rising out-of-pocket medical expenses.[26]

Americans who are nearing retirement age—those Baby Boomers in their late 50s and early 60s—have seen their earnings power diminish more than any other age group in the aftermath of the recession. Their retirement savings and home values declined precipitously at precisely the time when they were expecting to use these funds to supplement their living expenses post-retirement. In fact, retirees as a group will have $45 to $50 billion dollars less in income in the years leading up to 2030 than they will need to cover basic needs such as food, housing, and health care costs and expenses deriving from nursing home and home health care.

In addition to struggling to meet basic needs on a shrinking budget, the Great Recession has also hit older workers especially hard. The unemployment rate for older Americans over the age of 55 reached 6.5 percent in 2012, and the length of unemployment for older workers was 53 weeks. According to a survey of over 5,000 men and women workers over the age of 50 conducted by the AARP Public Policy Institute, nearly 30 percent reported being unemployed at the time the survey was conducted or employed currently but experienced involuntary employment during the previous three years. Even if older workers are able to find re-employment, the wages are usually substantially less than the level of compensation of their previous jobs.[27]

26 Macpherson, D. (2007), *op. cit.*

27 American Community Survey. (2009-2011), *op. cit.*

As this report later describes, the Great Recession had a significant impact on Florida's workers, homeowners, and elderly population. As Florida currently has 4.8 million baby boomers fast approaching—or already reaching—retirement age, it is important to assess the impact of the recession on the elderly population.[28]

While the Great Recession "officially" ended in the first quarter of 2009 and the stock market has recovered, the negative effects of the Great Recession on jobs and wages lingers on. According to the most recent data, the employment rate is at a low of 59 percent and average income is still down.

The following sections explore the implications of the Great Recession for Florida's aging population. These include migration to Florida, unemployment, layoffs, foreclosures, dwindling saving rates, and Social Security and Medicare depletion.

Migration: Florida as a Retirement Destination

Historically, Florida is a top retirement destination for many so-called "snowbirds"—northern retirees looking to move further south in search of warmer weather. While retirees can have more than one residence, such as having a vacation home, an individual can only declare primary residency in one location. Many who opt to retire to Florida establish full-time Florida residency by obtaining a Florida driver's license, registering to vote and filing for Florida

28 U.S. Census Bureau. (2005), *op. cit.*

homestead status, and otherwise showing intent to establish residency in order to obtain the advantages of Florida's relatively generous tax and property laws. Lured by the mild climate, relatively inexpensive housing and the lack of income tax, the Sunshine State has traditionally welcomed an influx of retirees and older adults. However, the impact and aftermath of the Great Recession has slowed the stream of recent retirees and older adults into the state.

Related to the dismal real estate market and lingering effects of the recession on Florida's economy, there has been a 30 percent drop in out-of-state residents applying for Florida driver's licenses over the past five years. New York, one of Florida's top feeder states, has sent nearly 34,000 fewer residents to Florida between the years of 2003 and 2008. New Jersey, another important feeder state, has sent 11,000 fewer residents to Florida over the same time span.[29] In 2009, for the first time, more New Yorkers left for North Carolina than for Florida.[30]

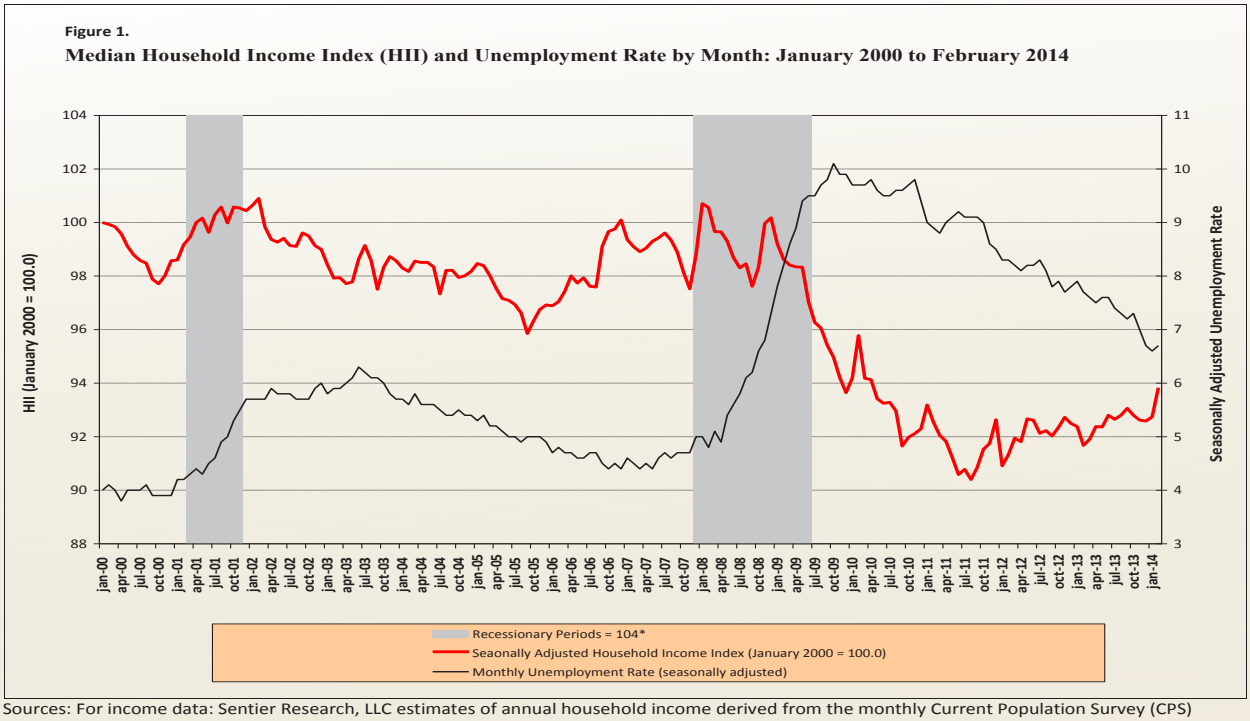

Sources: For income data: Sentier Research, LLC estimates of annual household income derived from the monthly Current Population Survey (CPS) conducted by the U.S. Census Bureau; for the unemployment rate and the CPI-U: the U.S. Bureau of Labor Statistics.

29 Fewer Northerners are Relocating to Florida. (2012, September 11). *Tampa Bay Business Journal*. Retrieved from http://www.bizjournals.com/tampabay/blog/morning-edition/2012/09/fewer-northerners-are-relocating-to.html

30 Connor, M. (2011, October 7). Florida's Retirement Destination Appeal is Waning. *The Huffington Post*. Retrieved from http://www.huffingtonpost.com/2011/10/07/florida-retirement-destination-_n_1000743.html

Despite the relatively slow growth during the depths of the recession, there are some signs that Florida's population may once again be on the upswing. Florida's 65 and older population grew by 4.5 percent—faster than any other age group—in 2010.[31] The growth of Florida's older adult population is especially pronounced in Sarasota and Charlotte counties—two of the oldest counties in the nation. Sarasota County's senior population grew by 3.9 percent from 2011 to mid-2012. Most of the recent growth stemmed from an increase in the 65 and older demographic--even in Florida counties with traditionally younger populations, such as Manatee County.[32]

Unemployment

The media has recently referred to older adults aged 50 and up as the "new unemployables" as workers in their 50s are 20 percent less likely to be rehired than workers in their mid twenties to late thirties. The average length of unemployment for workers who are 55 and older is eleven months—over three months longer than the average duration for individuals in their twenties and thirties.[33] According to AARP's Public Policy Institute over 71 percent of Baby Boomers pointed to the sluggish economy for their struggle to obtain employment.

31 U.S. Census Bureau. (2010). Profile of the General Population and Housing Characteristics, *op. cit.*

32 U.S. Census Bureau. (2010). Profile of the General Population and Housing Characteristics, *op. cit.*

33 Kurtz, A. (2013, February 26). Workers over 50 are the New 'Unemployables.' *CNN Money*. Retrieved from http://money.cnn.com/2013/02/26/news/economy/over-50-unemployables/

When looking at annual unemployment rates by age group in the United States, those over the age of 65 experienced an unemployment rate of 6.5 percent. This rate is lower than the overall United States unemployment rate of 9.3 percent in 2009. The difference is more likely due to discouraged older adults dropping out of the labor force than an economic rebound for this age group.

Florida has a lower unemployment rate compared to the United States as a whole. As of August 2013, Florida's overall unemployment rate was 7 percent, down from a high of 11.4 percent in February of 2010.[34] Certain Florida counties experienced higher unemployment rates than the Florida average in 2012, most notably Madison, Hamilton, Putnam, Marion, and Citrus counties, with unemployment rates of 10.9 to 13.5 percent.[35] The unemployment rate of all individuals aged 55 to 64 in Florida was at 6.4 percent in 2013.[36]

Layoffs

While many Americans are struggling to keep their jobs during the aftermath of the Great Recession, job layoffs are particularly problematic for older Americans. Older workers have not been laid off to the same extent as younger workers, but the effects of the layoff can have much longer-lasting consequences. Many older adults experience difficulties in securing employment if they are laid off from their current position.[37] Only one-third of workers aged 55 to 64 who lost their jobs between 2007 and 2009 were able to find full-time jobs by 2010. Many of the older workers who were able to find jobs after being laid off from their current position experienced a significant drop in earnings at their new position.

In 2010, there were 7,247 extended mass layoffs in the United States that affected nearly 1.4 million workers[38]. In Florida, there were 264 extended mass layoffs that dislocated nearly 134,000 individuals. Layoffs affecting workers aged 55 and up made up 24.8 percent of the total number of extended mass layoffs in Florida, up from 20.7 percent in 2010.[39]

34 Bureau of Labor Statistics. Economy at a Glance: Florida. Retrieved from http://www.bls.gov/eag/eag.fl.htm

35 Florida Legislature Office of Economic and Demographic Research. Florida: An Economic Overview. (2012, March 15). Retrieved from http://www.edr.state.fl.us

36 Miriam King, Steven Ruggles, J. Trent Alexander, Sarah Flood, Katie Genadek, Matthew B. Schroeder, Brandon Trampe, and Rebecca Vick. Integrated Public Use Microdata Series, Current Population Survey: Version 3.0. [Machine-readable database]. Minneapolis: University of Minnesota, 2010.

37 Johnson, R.W., Mermin, G.B.T., and Uccello, C.E. (2006, January). Health Problems and Job Layoffs Crack Retirement Nest Eggs. Older Americans' Economic Security.

38 U.S. Census Bureau. 2010, *op. cit.*

39 Solis, H.L. and Hall, K. (2011, November). Extended Mass Layoffs in 2010. Bureau of Labor Statistics.

As many older Americans are concerned about having enough money for retirement, job layoffs can inflict serious damage to their retirement nest egg. Because those workers who have been laid off spend fewer working years paying into employer-sponsored pensions and Social Security and also may be forced to draw from these plans in order to cover living expenses while unemployed, their retirement savings take a substantial hit.[40] In fact, it is estimated that the onset of work disruptions and layoffs among older adults in their 50s and 60s reduces household wealth by 30 percent for single individuals and by 14 percent for married couples.[41]

The average length of unemployment for workers aged 55 and older is nearly one year.

Duration of Unemployment by Age Group, 2007 & 2010

Median Weeks of Unemployment

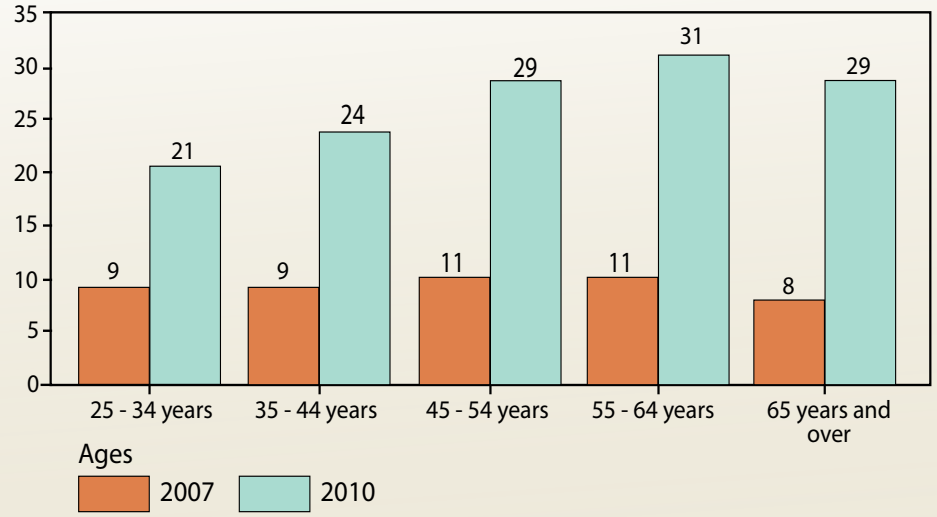

Source: Bureau of Labor Statistics

Note: Estimates have confidence intervals that are within +/- 23 percent of the estimate itself. All statements made in text were found to be statistically significant.

Income

Since 2007, household income for older Americans has fallen by 6 percent for adults aged 55 to 64. The median income for households aged 65 and older was $25,757 in 2010, however, there are vast differences within this group of older Americans. About 13 percent of older adults have an

40 Motoko, R. (2012, May 15). How Older Workers Weather Layoffs. *The New York Times*.

41 Johnson, Mermin, and Uccello, *op. cit.*

income of under $10,000 while approximately 25 percent have a total income of $50,000 or more. Nonmarried individuals have substantially lower incomes. This is particularly prevalent among older age groups where there is a disproportionate amount of single women. The average income for single individuals aged 80 and older is roughly $16,000 while the average income for married couples in the same age group is over double that number.[42]

The most common source of income for individuals aged 65 and older is Social Security, with over 80 percent of individuals aged 65 and older receiving Social Security benefits. Social Security provided at least 50 percent of total income for approximately 53 percent of married couples and for roughly 74 percent of nonmarried individuals. Even though Social Security provides the largest share of older adults' income, pensions and earnings provide about 18 percent and 30 percent of older adults' income, respectively.

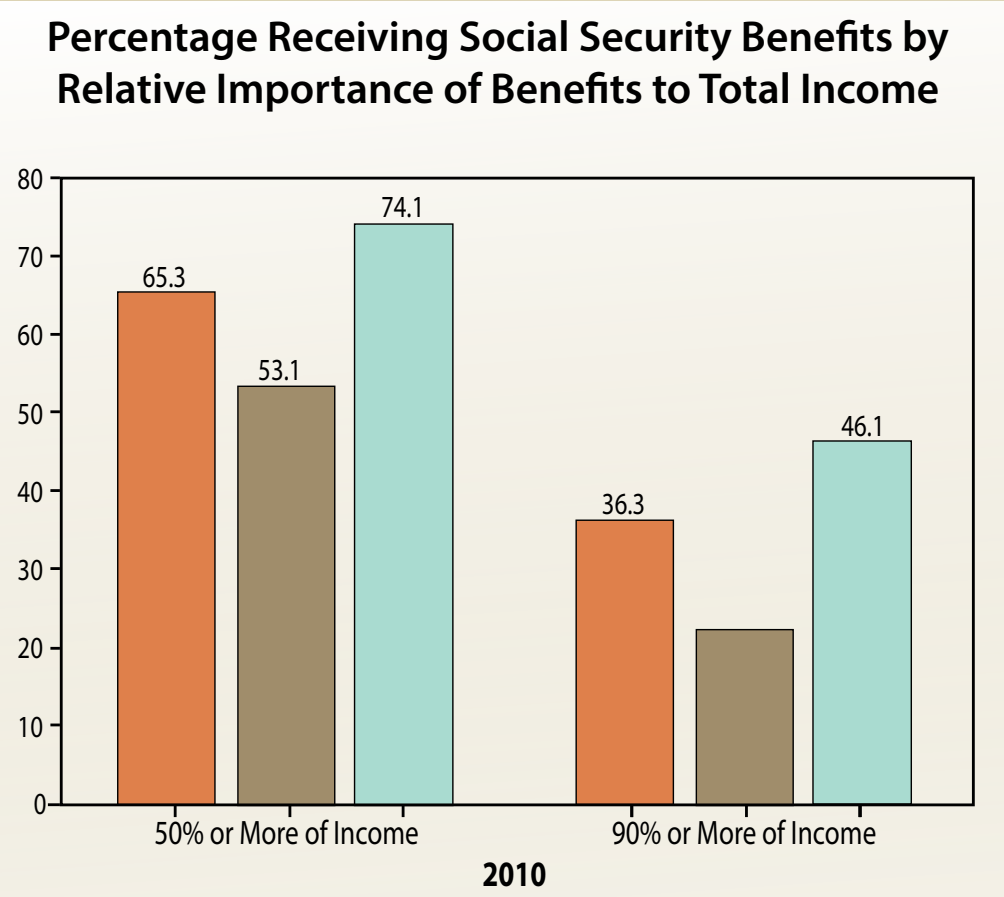

42 Social Security Administration. (2012, March). Income of the Aged Chartbook, 2010. Retrieved from http://www.ssa.gov/policy/ocs/chartbooks/income_aged/

While Social Security and other benefits can provide a secure foundation of income for many households over the age of 65 to draw on, the recession and its aftermath has affected the ability of older adults to recover a large portion of their wealth and maintain adequate saving levels. According to Barbara Bovbjerg, the managing director of the U.S. Government Accountability Office, even though most retirees can expect to receive Social Security benefits, "for many retirees even these will not be sufficient to maintain their standard of living." Median household net worth fell during the recessionary period, largely as a result of increase in unemployment and lowered savings ability. Many older adults are without any pension plan—44 percent lack a defined benefit or defined contribution plan from their current employer. In fact, the number of employers offering pension plans declined since 1990.[43]

In Florida, the median income for older adults aged 45 to 64 was about $52,000, while the median income for those 65 and older was under $35,000. Florida seniors have median annual incomes that fall slightly below the savings threshold recommended by financial experts. While it is recommended by financial planners that retirees have enough money to replace about 70 percent of their pre-retirement earnings, older Floridians only have 66.8 percent in income replacement rates.[44]

The median income for households aged 65 and older was $25,757 in 2010.

However, there are vast differences in average income within this group of older adults - single older women have disporportionately lower incomes than their married counterparts.

Poverty

Overall, Florida's aging population has a poverty rate that resembles the United States. There are several approaches to measuring the prevalence of poverty and very low incomes among the elderly. Most reports rely on federal

43 United States Government Accountability Office. The Effect of the 2007-2009 Recession on Older Adults. (2011, October 18). Testimony Before the Subcommittee on Primary Health and Aging, Committee on Health, Education, Labor and Pensions, U.S. Senate. Retrieved from http://www.gao.gov/products/GAO-12-172T

44 Hicken, M. (2013, June 10). Seniors in 48 States Face Serious Income Shortage. *CNN Money*. Retrieved from http://money.cnn.com/2013/06/10/retirement/retirement-income/

poverty thresholds that use an individual's pre-tax income adjusted for inflation using the Consumer Price Index. However, many have noted the limitations of this measure when studying aging populations.

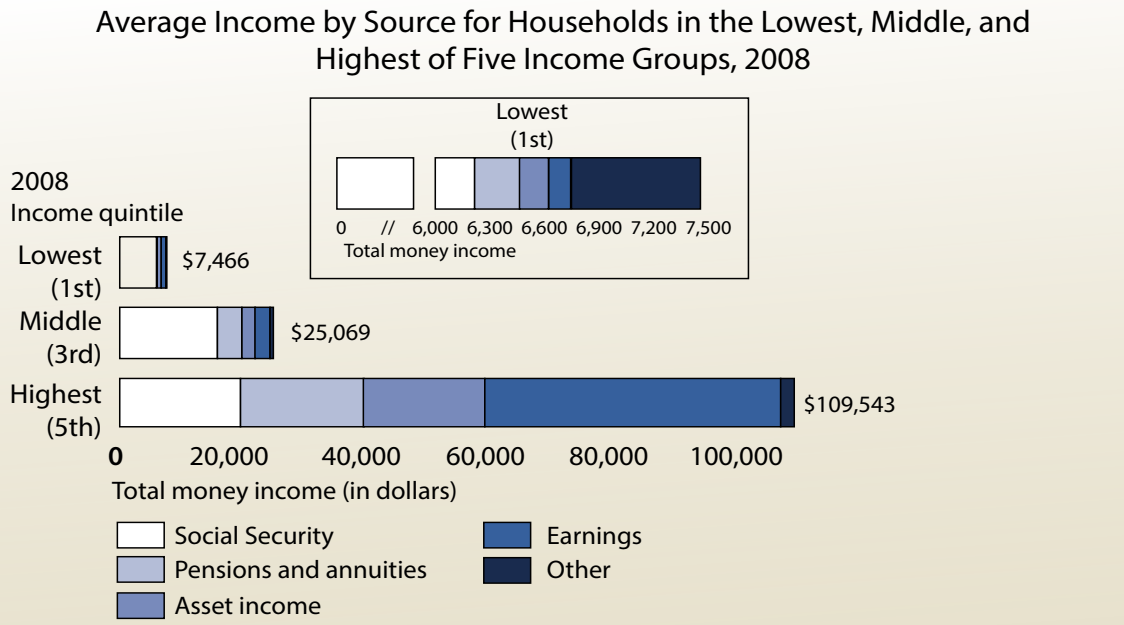

Source OAO and SSA analyses of 2008 income data from March 2000 U.S. Census Bureau, Current Population Survey, Annual Social and Economic Supplement.

Note: Households are defined here as either married people living together where one member is 65 or older, or a single person age 65 or older. Income from other people (such as adult children living at home) is not included in household income. "Other" includes noncash benefits, unemployment compensation, workers' compensation, and personal contributions.

For example, many experience economic hardship and financial strain—resulting in difficulty in paying bills or affording basic consumer goods—but this is not captured by the government's official definition of poverty.[45]

An alternative to the official poverty rate is the Census Bureau's "supplemental poverty measure" which defines income and poverty differently than the official measure by also adjusting for homeownership status and regional differences in housing prices. Using this measure, poverty rates among those aged 65 and older hover closer to 15 percent, or about one in seven seniors.[46] In Florida, the number of seniors with incomes below 100 percent of the supplemental poverty threshold was slightly higher than the national average at 17 percent.[47]

45 Mirowksy, J. and Ross, C.E. (1999). Economic Hardship Across the Life Course. *American Sociological Review*. 64, 548-569.

46 Short, K. (2011, November).The Research Supplemental Poverty Measure: 2010.U.S. Census Bureau. http:/www.census.gov/prod/2011pubs/p60-241.pdf

47 Bureau of Labor Statistics, *op. cit.*

Nationwide, about 48 percent of older adults are defined as having modest incomes—that is, their income falls below 200 percent of the poverty threshold under the supplemental poverty measure. This number is slightly higher among elderly Floridians. In Florida, half of seniors aged 65 and older are defined as having modest incomes.[48]

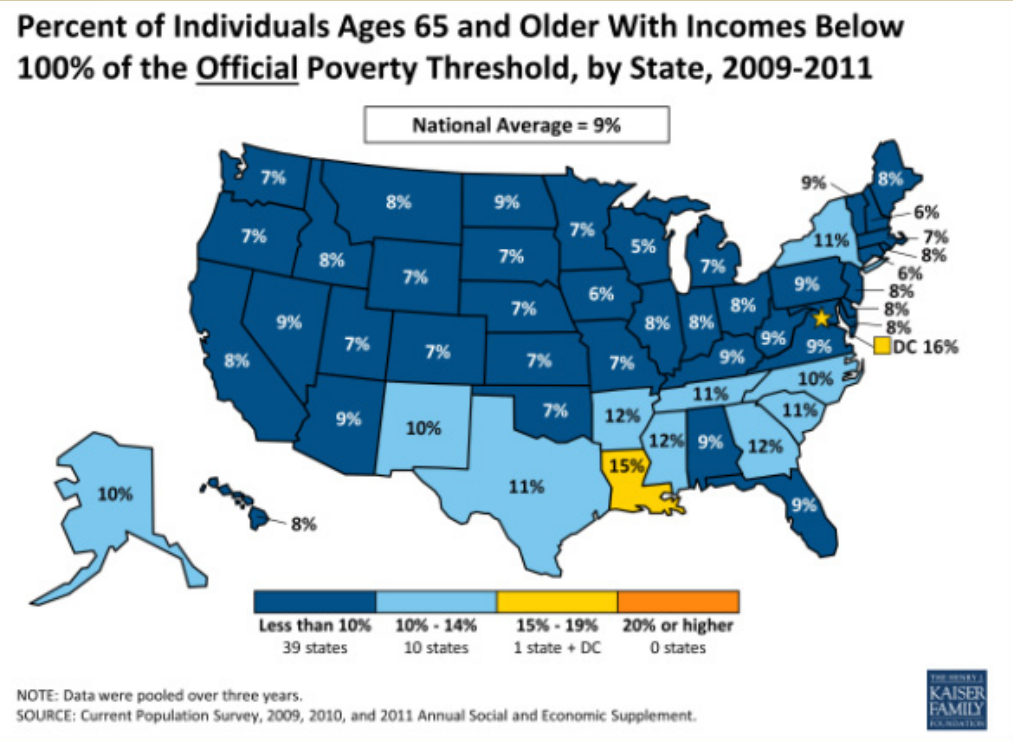

Figure 3: Percent of Individuals Ages 65 and Older With Incomes Below 100% of the Official Poverty Threshold, by State, 2009-2011

One of the concerns related to economic hardship among the elderly is the increased risk of experiencing hunger. Indeed, there has been an increase in the number of elder Americans- and Floridians who experience food insecurity. In the nation overall, the number of seniors over the age of 60 experiencing the risk of hunger reached 8.3 million Americans in 2010.[49]

In 2010, Florida ranked 9th in the nation in the number of

The median income for Floridians aged 65 and older was under $35,000.

On average, Florida seniors have median annual incomes that fall below the savings threshold recommended by financial planners.

48 Current Population Survey, 2009-2011.

49 Ziliack, J.P. and Gundersen, C. (2013, August). The State of Senior Hunger in America 2011: An Annual Report. Retrieved from http://www.nfesh.org/wp-content/uploads/2013/08/State-of-Senior-Hunger-in-America-2011.pdf

seniors facing the risk of hunger. Over 16 percent of Floridians, or nearly 700,000 individuals, over the age of 60 were classified as marginally food insecure.[50] Given that food insecurity and the threat of hunger are correlated with inadequate nutrition and other poor health outcomes, the large number of older adults facing hunger is a substantial public health concern.

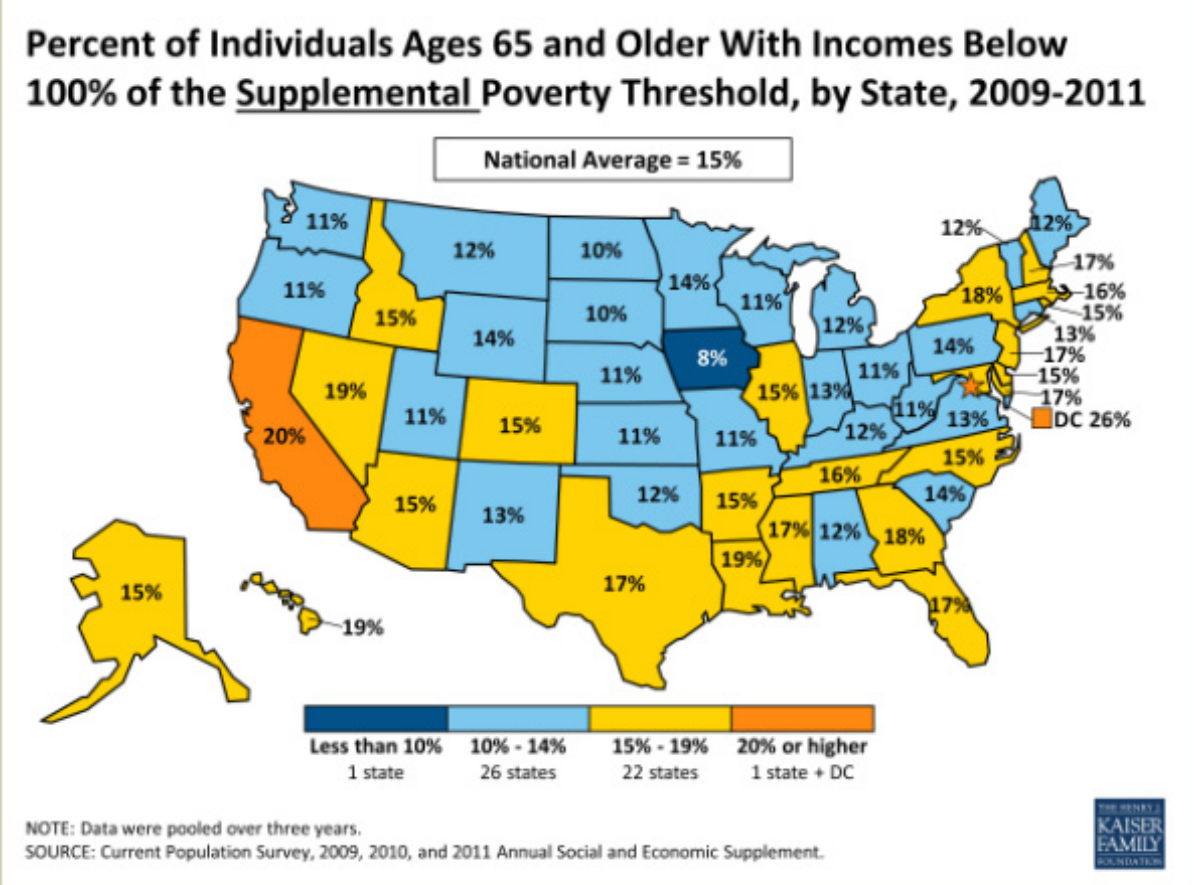

Figure 4: Percent of Individuals Ages 65 and Older With Incomes Below 100% of the Supplemental Poverty Threshold, by State, 2009-2011

Foreclosures

Contrary to popular belief that many older adults are financially secure and, thus, largely unburdened by mortgage debt, many older Americans were severely affected by the foreclosure crisis and collapse of the housing market occurring in the midst of the Great Recession. Not only has mortgage debt been increasing among American seniors, but over 1.5 million Americans over the age of 50 have lost their homes since 2007. Among this demographic, those homeowners over the age of 75 experienced the highest foreclosure rate with their rate of foreclosure

50 Ziliack, J.P. and Gundersen, C. (2012, May). Senior Hunger in America 2010: An Annual Report. Retrieved from http:// http://www.nfesh.org/wp-content/uploads/2013/03/2010-Senior-Hunger-Report.pdf

growing more than eightfold between 2007 and 2011 to reach 3.2 percent. In addition, nearly 3.5 million older adults are at risk for foreclosure and owed more on their home than their home's actual value. While the foreclosure rate on prime mortgage loans for American seniors was at a low one tenth of one percent in 2007, in 2011 it was at 2.3 percent—a rate nearly 23 times higher than four years ago.[51] The growing rate of foreclosures among older Americans, and the devastating effects it can have on seniors' financial security, can be tied to decreasing property values, dwindling savings and investment portfolios, increases in medical care costs, and pension cuts compounded by the overall downturn in the economy.[52]

Within Florida, the southern part of the state was hit particularly hard. In 2009, Miami experienced a foreclosure filing rate of one in twenty-eight homes, while Tampa saw a foreclosure rate of one in thirty-nine homes[53]. The five Florida counties hardest hit by foreclosures were Flagler, Hernando, Gadsden, Saint Lucie, and Wakulla counties.[54]

In 2007, there were roughly 6,000 Florida homeowners over the age of 50 facing foreclosure and another 53,000 in delinquency and facing the risk of losing their home. As of September 2014, Florida had the highest foreclosure rate in the country. Miami has one of the highest rates of foreclosures within the state.[55] Florida ranked fourth in the

Nearly one in seven seniors lives in poverty.

Over 1.5 million older Americans have lost their homes since 2007.

51 Fleck, C. (2012, July 19). Mortgage Crisis Impacts Seniors. AARP Public Policy Institute. Retrieved from http://www.aarp.org/money/credit-loans-debt/info-07-2012/mortgage-crisis-impacts-older-americans.html

52 AARP Public Policy Institute. (2012, July 19). Last Five Years Saw Unprecedented Numbers of Older Americans Lose Homes or Face Foreclosure. Retrieved from http://www.aarp.org/about-aarp/press-center/info-07-2012/AARP-Study-Foreclosure-Report.html

53 Christie, L. (2009, July 30). Foreclosures: How Bad is Your City? *CNN Money*.

54 Florida Real Estate Trends and Market Info: Foreclosure Rates for Florida. (2013, September).

55 Marma, K. (2013, June 19). Help for Seniors with Mortgage Foreclosure Problems. AARP Florida. Retrieved from http://states.aarp.org/help-for-seniors-with-mortgage-foreclosure-problems

nation in terms of having the highest foreclosure rates for homeowners over the age of 50—falling just behind Colorado, Michigan, and Nevada. Potentially increasing the risk of foreclosures among seniors, Florida also has one of the highest housing cost burdens among older adults who have yet to pay off their mortgage. Forty eight percent of homeowners over the age of 50 were housing cost-burdened and over 20 percent are contributing at least half of their income to housing costs.[56]

Savings

Many workers over the age of 50 have experienced shrinking retirement savings and a reduction in assets during, and after, the onset of the Great Recession in December of 2007.57 Between the years of 2007 and 2009, one in four older Americans spent nearly all of their retirement savings. Weathering the shocks of increasing unemployment and health care costs, rapidly shrinking pensions and investment portfolios, and diminishing home values, older Americans were hit particularly by the aftershocks of the Great Recession. Reflecting the uncertainty that many older Americans are feeling, almost half of older workers surveyed by

56 Harrell, R. Insight on the Issue: Housing for Older Adults: The Impacts of the Recession. *AARP Public Policy Institute*. Retrieved from http://assets.aarp.org/rgcenter/ppi/liv-com/insight53.pdf

57 Delaney, A. (2011, May 24). Retirement and the Recession: Savings Destroyed for One out of Four Older Workers, Says AARP Survey.

AARP's Public Policy Institute in 2010 said they predicted they would have a "less economically secure" retirement than that of their parents. Over half of Boomers surveyed said they felt less financially secure in 2010 than they felt in 2007 and nearly two-thirds of those surveyed said they had suffered a reduction in retirement savings.58

According to the Federal Reserve, nearly half of older adults aged 65 to 74 have no money in any retirement accounts.[59] The lack of savings and dwindling equity and investment portfolios among older Americas has led some to start collecting Social Security benefits earlier than they had originally planned. Nearly 14 percent of those surveyed by AARP said they began collecting Social Security benefits earlier even as they traded in reduced benefits for earlier access to Social Security funds.[60]

Older Floridians are also facing growing uncertainty and increasing financial instability in the wake of the Great Recession. Only one in twelve Floridians plan to retire at the same age they expected to five years ago and less than 30 of percent private-sector employees participate in their company retirement plan, putting Florida last in the nation.[61] Nearly one-third of retired Floridians rely entirely on Social Security benefits for their income each month, higher than the national average of 25 percent.[62]

Between 2007 and 2009, one in four older Americans spent nearly all of their retirement savings.

Almost half of older Americans have no money in retirement accounts.

Only one in twelve Floridians plan to retire at the same age they expected to before the Great Recession.

58 AARP Public Policy Institute. Boomers and the Great Recession: Struggling to Recover. Retrieved from http://www.aarp.org/content/dam/aarp/research/public_policy_institute/econ_sec/2012/boomers-and-the-great-recession-struggling-to-recover-v2-AARP-ppi-econ-sec.pdf

59 AARP Public Policy Institute. Cited in: "Retirement and the Recession: Savings Destroyed for One out of Four Older Workers, Says AARP Survey." http://www.huffingtonpost.com/2011/05/24/retirement-savings-older-workers-recession_n_866109.ht m

60 AARP Public Policy Institute, Boomers and the Great Recession: Struggling to Recover, *op. cit.*

61 Gehrke-White, D. (2013, May 13). Boomers Facing Uncertainty of Retirement, Maybe Working Years More Than They Thought. *Sun-Sentinel*.

62 AARP Public Policy Institute: Boomers and the Great Recession: Struggling to Recover, *op. cit.*

Impact on Social Security and Medicare

During the midst of the Great Recession, the financial health of Social Security, an important safety net and source of income for American retirees, was rapidly declining. Due to recessionary cuts in payroll taxes, occurring just as many Baby Boomers were set to retire, Social Security assets declined precipitously. The Social Security (OASI) trust fund is expected to run out of assets by 2034. The projected deficits could be covered by gradually increasing payroll taxes by around 2% or by reducing benefits. According to the 2014 Annual Report by the Social Security Board of Trustees, by the year 2020 Social Security spending was forecasted to exceed income and revenues—about one year earlier than they predicted in their 2008 annual report.[63] Yet in 2010, Social Security sent out more in benefits to retirees than they will receive in revenues. A central reason for the precipitous depletion in Social Security that occurred during the recessionary period is that unemployment increased and older adults began to file for Social Security benefits earlier than expected. Compounding the dilemma is that there are fewer workers, and thus, fewer paychecks to tax, which could strengthen Social Security's revenue.[64]

The pressures on the Social Security system will only continue to grow. For the next 75 years, the Social Security Administration will have to raise over $5 trillion dollars in revenue in order to pay out all benefits to Social Security recipients.[65]

The Great Recession hurt the financial health of Medicare—the health insurance program for older adults aged 65 and older and disabled individuals—to an even greater extent. In the midst of the

63 Board of Trustees, Federal Old-Age and Survivors Insurance and Federal Disability Insurance Trust Funds. The 2014Annual Report of the Board of Trustees of the Federal Old-Age and Survivors Insurance and Federal Disability Insurance Trust Funds. Retrieved from http://www.ssa.gov/oact/tr/2014/tr2014.pdf

64 Congressional Budget Office. (2010, October 22). CBO's 2010 Long-Term Projections for Social Security: Additional Information. Congress of the United States. Retrieved from http://www.cbo.gov/publication/21905

65 Board of Trustees, Federal Old-Age and Survivors Insurance and Federal Disability Insurance Trust Funds, *op. cit.*

recession, some estimates predicted that Medicare's Hospital Insurance Trust Fund would be exhausted by 2017. As of 2014, however, the Board of Trustees reported a depletion date of 2030.[66] Medicare faced more immediate financial strain during the recession than Social Security as not only did it face a decline in revenues due to lower payroll tax collections, but it is also had to cope with the burden of increasing health care costs.

Increasing the strain on Medicare and reflecting the aging of Baby Boomers, the Medicare Board of Trustees forecast in 2014 that the number of Medicare beneficiaries will increase by to 64 million recipients in 2020—compared to 47 million recipients in 2010. In addition, due to the substantial increase in health care costs and increased demand for medical services by the elderly, Medicare spending per recipient is forecasted to increase by over 50 percent by 2018 to $17,000 in 2018.[67]

In the next section, costs related to Medicare and Medicaid will be given

"Age-based retirement arbitrarily severs productive persons from their livelihood, squanders their talents, scars their health, strains an already overburdened Social Security system, and drives many elderly people into poverty and despair. Ageism is as odious as racism and sexism."

- Claude Pepper

66 Board of Trustees, Federal Hospital Insurance and Federal Supplementary Medical Insurance Trust Funds. The 2014 Annual Report of the Board of Trustees of the Federal Hospital Insurance and Federal Supplementary Medical Insurance Trust Funds. Retrieved from http://www.cms.gov/Research-Statistics-Data-and-Systems/Statistics-Trends-and-Reports/ReportsTrustFunds/downloads/tr2014.pdf

67 Board of Trustees, Federal Hospital Insurance and Federal Supplementary Medical Insurance Trust Funds. The 2014 Annual Report of the Board of Trustees of the Federal Hospital Insurance and Federal Supplementary Medical Insurance Trust Funds. Retrieved from http://www.cms.gov/Research-Statistics-Data-and-Systems/Statistics-Trends-and-Reports/ReportsTrustFunds/downloads/tr2009.pdf

further attention. The implications of the passage of the Affordable Care Act in 2010 include an improvement in Medicare's long-term financial outlook through reductions in future Medicare spending and slower growth in Medicare payment rates.[68]

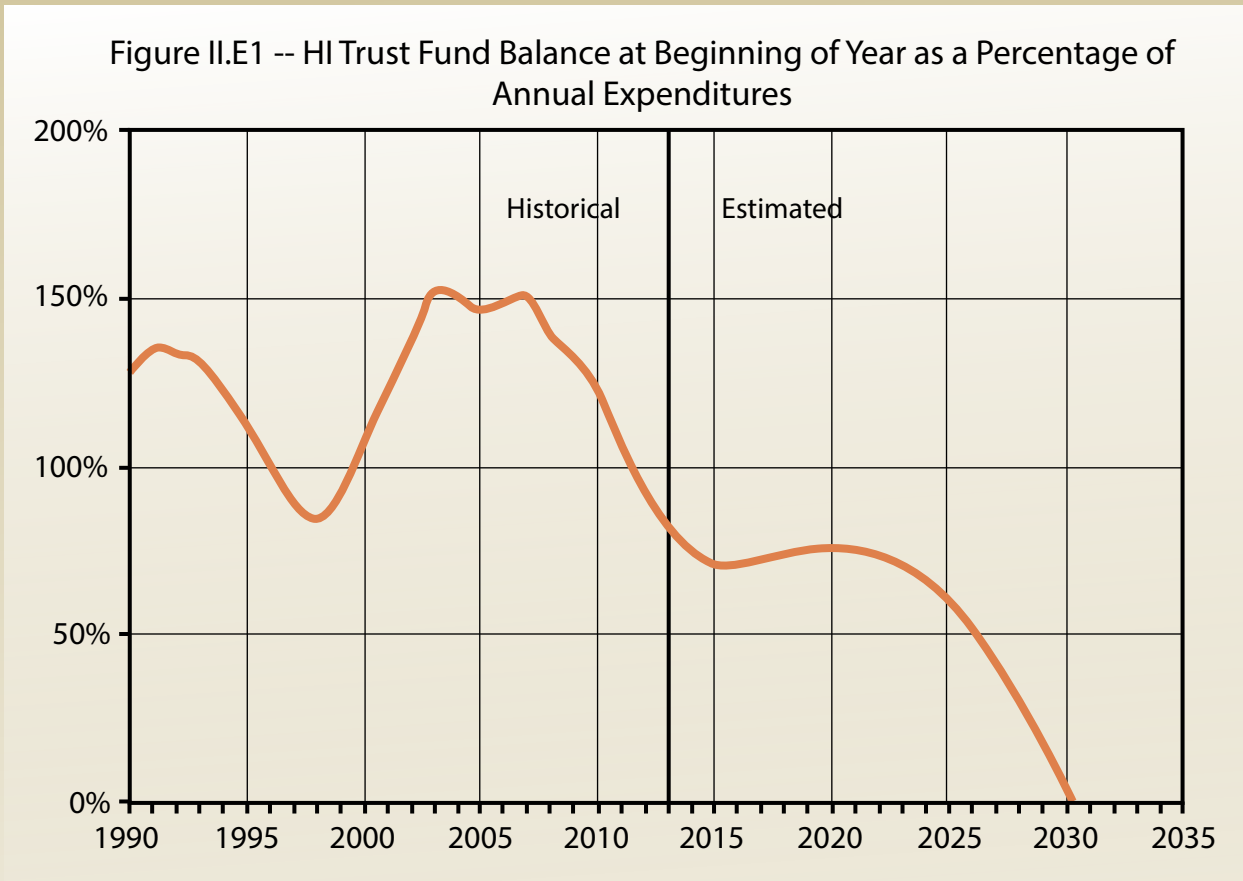

68 Peter G. Peterson Foundation. (2010, September 17). The Financial Condition of Medicare. Retrieved from http://www.pgpf.org/Issues/Spending/2010/08/05/The-Financial-Condition-of-Medicare

Health Care, Insurance Costs

Health Care, Insurance Costs

Long Term Care

In 2009 a total of 1.3 million seniors in the United States, or 4.1 percent, resided in nursing homes. The percentage of the elderly living in institutional settings increases dramatically with age. For example, only 3.5 percent of the population aged 64 to 75 years old lived in nursing homes—compared to 13 percent of individuals over the age of 85 as of 2009.[69] Florida mirrors the national picture, with 3.7 percent of seniors over the age of 65 living in long term care facilities.[70]

With the earliest Baby Boomers beginning to turn 65 in 2011, the population of older adults is growing rapidly in the United States. By the year 2030, 20 percent of the nation's population will be 65 years or older and the growth of the "oldest old"—those over the age of 85—will increase by over 50 percent.[71] Given the projected growth of the elderly population, the demand for assisted living and other out-of-home care will undoubtedly expand in the coming years. However, the magnitude of this growth is less predictable given the current uncertainties in insurance and savings brought on in part by the recession.

Today's seniors struggle to obtain quality assisted living care. Simply put, quality long term care is out of reach for most seniors, given that the average yearly cost of nursing home care is over $75,000 dollars[72]. At the same time, rising health care costs and changes to Medicare and Medicaid will only drive the costs higher and push quality long term care even further away from most seniors. The federal Centers for Medicare and Medicaid services cut nearly $16 billion in skilled assisted living facility funding in 2009—in addition to Medicare and Medicaid funding cuts at the state level. Overall, 24 states slashed funding for assisted living and nursing home

69 A Profile of Older Americans: 2011. Administration on Aging. U.S. Department of Health and Human Services. Retrieved from http://www.aoa.gov/AoAroot/Aging_Statistics/Profile/2011/docs/2011profile.pdf

70 American Community Survey. 2009-2011.

71 Yoder, S. (2012, January 26). The Coming Nursing Home Shortage. *The Fiscal Times*. Retrieved from http://www.thefiscaltimes.com/Articles/2012/01/26/The-Coming-Nursing-Home-Shortage

72 Galewitz, P. (2010, April 23). Despite Federal Help, States Struggle to Move People Out of Nursing Homes. NPR. Retrieved from http://www.npr.org/templates/story/story.php?storyId=126217779

care and other healthcare services for seniors.[73] These budgetary cuts to caregiving facilities come just as aging Baby Boomers may soon need the services that assisted living provides.

Florida caregiving facilities also suffered from cutbacks in Medicare-funded skilled assisted living facilities in 2011 when over $331 million dollars were slashed from funds designated for Medicare-funded skilled nursing care.[74] With Florida's elderly population expected to grow by over 55 percent between 2010 and 2030 and the population of those 65 and older forecasted to comprise 24 percent of Florida's population by 2030[75], it appears highly likely that aging Floridians will face a shortage in quality, skilled caregiving facilities.

If this growing population is unable to afford or find available long-term care, the burden of care will fall on their families. In 2009, over 43 million Americans provided some type of family caregiving for elderly family members.[76] At the same time, it should be

Medicare provided health insurance to over 40 million older Americans in 2010.

About 50 million Americans were enrolled in Medicaid in 2009.

Over 3 million Florida seniors received Medicare benefits.

73 America's Nursing Homes in Economic Peril After Recession and Cuts in Government Funding. (2009, October 5). *New York Daily News*. Retrieved from http://www.nydailynews.com/2.1353/america-nursing-homes-economic-peril-recession-cuts-government-funding-article-1.383181

74 Reed, E. (2011, September 29). Budget Cuts Threaten Long-Term Care. *Sarasota Herald-Tribune*. Retrieved from http://www.heraldtribune.com/article/20110929/COLUMNIST/110929537

75 The Florida Legislature, Office of Economic and Demographic Research. (11 May, 2012). Florida's Economic Future & the Impact of Aging in Place.

76 National Alliance for Caregiving in collaboration with AARP. (2009 November). Caregiving in the U.S. 2009. Retrieved from http://assets.aarp.org/rgcenter/il/caregiving_09_fr.pdf

noted that older Americans are remaining healthy and staying active for longer and this may offset the demand for intensive healthcare services and facilities.

Medicare and Medicaid Costs

Medicare and Medicaid continue to serve fundamental roles in the health care provision of our elders. Medicare provided health insurance to over 40 million individuals aged 65 and older in 2010—but this number is expected to rise to about 78 million people by 2030.[77] About 50 million individuals were enrolled in Medicaid in 2009 and nearly 60 percent of nursing home residents used Medicaid to help pay for their stay in long-term care facilities.[78]

Nationally, total Medicare spending per enrollee was $8,649 dollars while total Medicare program payments averaged over $300 million in 2008. In Florida, total Medicare spending per enrollee was slightly higher than the national average at over $10,000 dollars and total state Medicare program payments averaged over $24 million.[79] Total Medicaid expenditures as a percent of total state spending averaged around 23 percent of the Florida's budget in 2008.[80]

77 Board of Trustees, Federal Hospital Insurance and Federal Supplementary Medical Insurance Trust Funds, *op.cit.*

78 Berwick, D. (2010, December 21). 2010 Actuarial Report on the Financial Outlook for Medicaid. Department of Health and Human Services. Retrieved from http://www.cms.gov/Research-Statistics-Data-and-Systems/Research/ActuarialStudies/downloads/MedicaidReport2010.pdf

79 AARP Public Policy Institute. Florida: Quick Health Facts 2012. Retrieved from http://www.aarp.org/content/dam/aarp/research/public_policy_institute/health/florida-quick-health-facts-2012-aarp-ppi-health.pdf

80 AARP Public Policy Institute. Florida: Quick Health Facts 2010. Retrieved from http://assets.aarp.org/rgcenter/health/d19305_healthfacts_QuickFacts2010.pdf

In Florida, over 3 million seniors—about 17 percent of the population—received Medicare benefits, while only one in twelve received Medicaid benefits.[81] Nearly 99 percent of Florida seniors were enrolled in Medicare in 2009—providing near universal healthcare insurance coverage. However, many Floridians still struggle with high out of pocket healthcare expenses, which can total over $7,000 dollars annually for the average Florida senior.[82]

Insurance Coverage

Only one in ten Medicare recipients' relies only Medicare for their healthcare needs. The vast majority of beneficiaries have some type of supplemental coverage to cover any additional expenses. Over 70 percent of Medicare recipients have either employer-sponsored or private insurance to supplement their Medicare

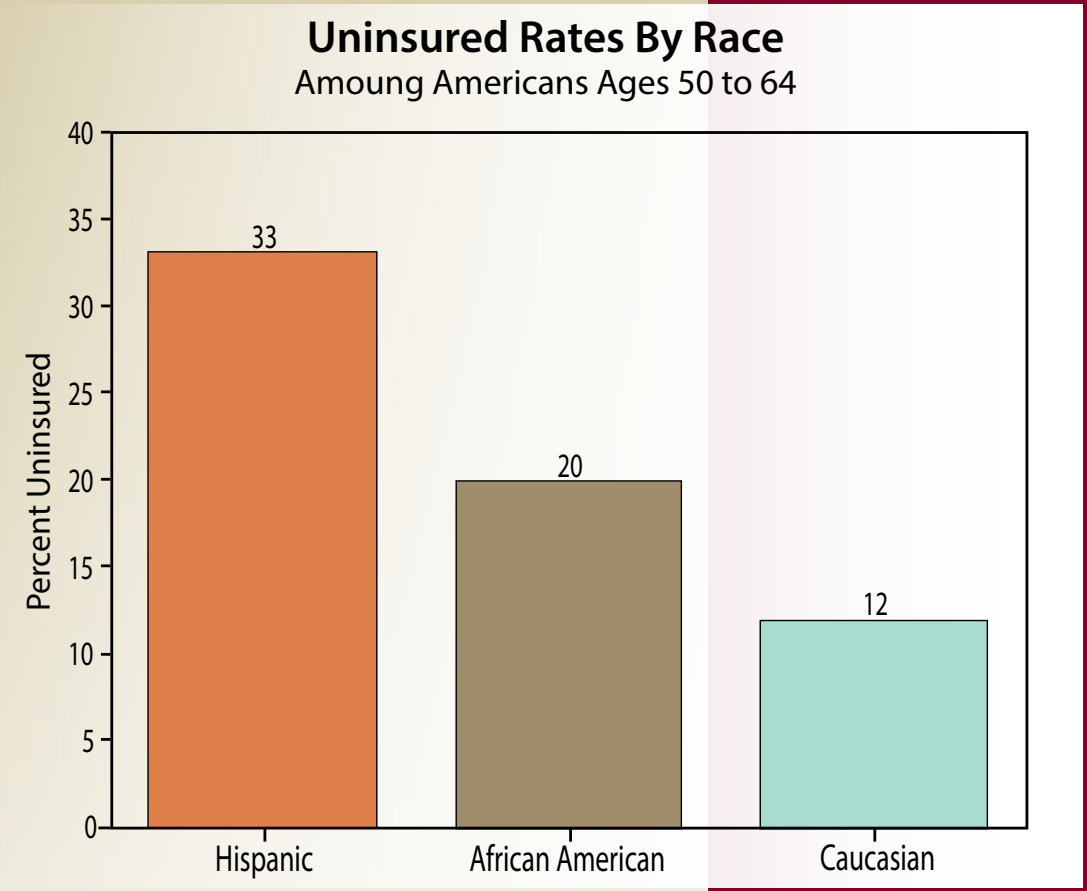

81 Medicaid Expansion Would Reach Only Low-Income Floridians, Almost All of Whom Lack Access to Affordable, Quality Coverage. (July 2012). Florida Center for Fiscal and Economic Policy. Retrieved from http://www.fcfep.org/attachments/20120724--Medicaid%20Eligibles%20in%20Expansion.pdf

82 Why Social Security and Medicare are Vital to Florida's Seniors. AARP Public Policy Institute. Retrieved from http://www.aarp.org/content/dam/aarp/research/public_policy_institute/econ_sec/2012/FL-SSandMedicarefact-sheet-AARP-ppi-econ-sec.pdf

coverage. Also, despite the perception that all seniors qualify for Medicare, seniors must have worked for ten years and paid taxes to receive Medicare's primary form of benefits (Part A) for free. Those individuals who do not qualify based on their employment history can opt to pay a monthly premium for Part A coverage. Only 1 percent of Part A recipients pay these monthly premiums.[83] Nearly 9 million seniors are "dual eligible"—meaning they are enrolled in both Medicare and Medicaid, yet seniors make up only 9 percent of the total enrollment in Medicaid.[84]

The degree to which Medicare provides insurance coverage to the population can be seen by contrasting the 99 percent coverage rate to the rate for those who are approaching retirement and Medicare qualifying age. Among those aged 50 to 64 who are not yet eligible for Medicare coverage, a significant number are uninsured. For example, in 2010 nearly 9 million older adults aged 50 to 64 were uninsured in 2010. Further, the risk of being uninsured varies considerably across social groups. Nearly one of out every three Hispanics aged 50 to 64 and one out of every five African Americans of the same age were without health insurance in 2010.[85]

The percent of 50 to 64 year olds in Florida is one of the nation's highest. Over 22 percent of the population aged 50 to 64, or over 700,000 individuals, were without health insurance.[86] The implementation of the Affordable Care Act will likely affect this issue but it as of yet unclear how much.

83 The Medicare Beneficiary Population. AARP Public Policy Institute. Retrieved from http://assets.aarp.org/rgcenter/health/fs149_medicare.pdf

84 Policy Basics: Introduction to Medicaid. (2013, May 8). Center on Budget and Policy Priorities. Retrieved from http://www.cbpp.org/cms/index.cfm?fa=view&id=2223

85 Smolka, G., Multack, M. and Figueiredo, C. Health Insurance Coverage for 50- to 64-Year-Olds. AARP Public Policy Institute. Insight on the Issue. Retrieved from http://www.aarp.org/content/dam/aarp/research/public_policy_institute/health/Health-Insurance-Coverage-for-50-64-year-olds-insight-AARP-ppi-health.pdf

86 Smolka, Multack, and Figueiredo, *op. cit.*

Concluding Remarks

What quality of life will older adults experience in Florida in the next several decades? Will this time be looked upon as their Golden Years, or years spent worrying about not having enough "gold" in their pocketbooks? This report identifies recent trends in Florida and the U.S. that add uncertainty to projections about the future experiences of Florida's older adults, clouding the crystal ball. Prominent among these trends are the dramatic relative growth of the older adult population and rapidly increasing costs associated with medical care (especially long-term care), stagnant incomes and inadequate savings for most pre-retirement adults, and uncertain futures for the programs created to prevent poverty in old age and provide elders access to health care. To a much greater extent now than when previous issues of the Florida's Aging Population report were released, we are faced with enormous challenges and very significant policy choices that will profoundly affect the later lives of generations to come.

Living longer is less important than having a good quality of later life characterized by meaningful social connections, active engagement, and independent living, to the greatest extent possible given one's physical and mental capabilities. Medical and psychological disciplines tend to contribute to older adults' pursuit of "successful aging" by finding ways to enhance physical and cognitive ability at older ages. Social scientists, policymakers, city planners, and advocacy organizations stand to make their biggest impact by increasing older adults' income security and health care access, and by investing in communities in ways that support independent living. Achieving these policy goals requires a broad-based, multi-organizational approach, such as that adopted by programs like Florida's "Safe Mobility for Life Coalition" (see the end of this report for more information on the coalition). The authors of this report see government agencies playing a fundamental role of in addressing challenges to retirement security, health care access and affordability, and living independently. Senator Claude Pepper did, too.

Programs Affiliated with the Pepper Institute

Safety is Golden
Safe Mobility for Life Coalition

Improving Safety, Access, & Mobility

For Aging Road Users

Florida leads the nation with over 18 percent of its population over age 65 and by 2030, over 27 percent will be 65 and older. To meet the transportation safety challenges of an aging population, Florida's Safe Mobility for Life Coalition has developed an Aging Road User Strategic Safety Plan. The goal of our plan to improve the safety, access, and mobility of Florida's aging population while reducing their crash, injury, and fatality rates.

Safe Mobility for Life Coalition

Florida Department of Transportation along with FSU's Pepper Institute on Aging and Public Policy, reached out to agencies and organizations who have responsibilities and interests in aging road user safety and mobility to form a state-wide coalition. Our membership includes:

Percentage of Population Age 65 and Older

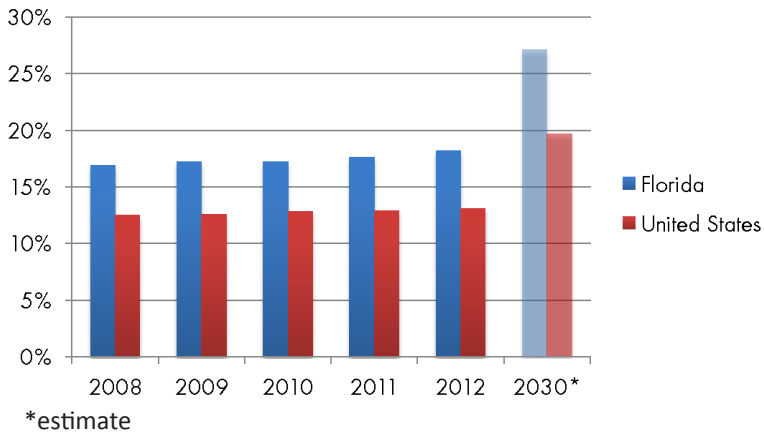

Aging Road User Strategic Safety Plan

To reduce crash rates for Florida's aging road users, we developed a broad strategic safety plan. This plan uses a positive approach to strike a balance between safety and mobility to help Floridians maintain independence and remain active in their community even after they transition from driving. There are ten emphasis areas:

- Advocacy and Policy
- Aging in Place
- Assessment, Remediation, and Rehabilitation
- Data Collection and Analysis
- Licensing and Enforcement
- Other Road Users
- Outreach and Education
- Prevention and Early Recognition
- Program Management, Evaluation, and Resources
- Transitioning from Driving

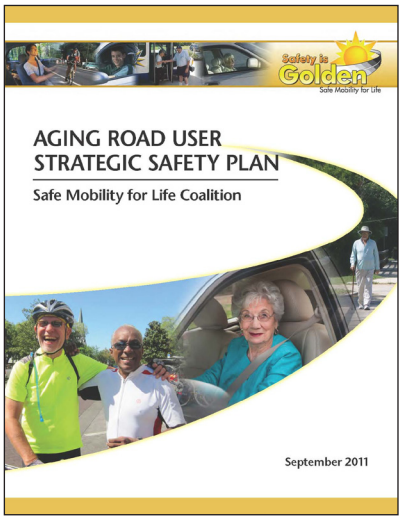

Transportation Safety and Mobility Resources

The Coalition uses the following resources to help us meet our goals.

Roadway and Pedestrian Improvements

FDOT continues to implement and support safety countermeasures on both state and local roads to help compensate for the visual and physical issues associated with aging. Improvements that help older adults, benefit road users of all ages.

Aging Road User:
A driver, passenger, pedestrian, bicyclist, transit-rider, motorcyclist, or operator of a non-motorized vehicle who is over the age of 50 with a special focus on the 65 years and older age group.

Florida CarFit

CarFit is an educational safety program created by the American Society on Aging and developed jointly with AAA, AARP, and the American Occupational Therapy Assoc. CarFit is designed to keep drivers safe and comfortable by improving the "fit" between the them and their vehicle. CarFit events are held state-wide to promote safe driving conversations and provide community safety and mobility resources. Visit www.car-fit.org/carfit or call 1-855-409-0200 for more information.

www.SafeandMobileSeniors.org (www.FLsams.org)

A one-stop website created and maintained by FDOT to put safety, access, and mobility tools and resources all in one place. The website provides information to help all stakeholders, including older adults, families and caregivers, physicians, law enforcement, and communities to help improve the safety and mobility of Florida's aging population.

Florida's Guide for Aging Drivers

This free guide is a printed version of our website and designed to help Floridians learn how to continue to safely drive while also sharing information to help prepare and plan ahead to meet their mobility needs after transitioning from driving. The guide has five sections containing helpful state and local information and resources related to:

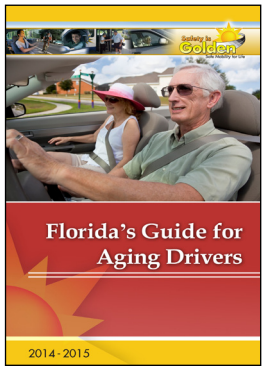

- Promoting Safe Mobility for Life
- The Impact of Aging on Driving
- Am I Safe to Drive?
- Keeping Safe While Driving
- Retirement from Driving

Find-a-Ride Database

Working with the University of Florida's Florida Senior Safety Resource Center we provide direct access to over 800 local transportation options through our website. Visit www.SafeandMobileSeniors.org/FindaRide.htm to find options available in your community.

Aging in Place Checklist

Our interactive checklist was created to help people determine if their community has features and services that contribute to a rewarding, healthy, and mobile life as they grow older. After completing the checklist individuals will learn to recognize how well a community meets their mobility needs to successfully age in place. Visit www.SafeandMobileSeniors.org/AginginPlace.htm for more information.

Safe Mobility for Life Resource Center

Materials to promote and educate on aging road user issues, including our guide, checklist, brochures, and tip cards that support the Aging Road User Strategic Plan are available.

To request materials, contact:

Pepper Institute on Aging and Public Policy
Safe Mobility for Life Resource Center
636 West Call Street
Tallahassee, FL 32306
Phone: (850) 644-8145
Email: safe-mobility-for-life@fsu.edu

For more information, contact:

Gail M. Holley
Safe Mobility for Life Program and Research Manager
Florida Department of Transportation
State Traffic Engineering and Operations Office
605 Suwannee Street, M.S. 36
Tallahassee, FL 32399-0450
Phone: 850-410-5414
Email: gail.holley@dot.state.fl.us
Website: www.safeandmobileseniors.org (www.FLsams.org)

The Osher Lifelong Learning Institute at The Florida State University

OSHER LIFELONG LEARNING INSTITUTE

Having the time of our lives!

Osher Lifelong Learning

The Osher Lifelong Learning Institute (OLLI) at Florida State University provides premier educational and social programs for adults age 50 and older in a stress free environment where there are no tests and no homework: Learning for the fun of learning. OLLI provides academic courses, field trips, weekly lectures, a writers' group, a book club and other learning and social activities.

OLLI at FSU is associated with the Pepper Institute on Aging and Public Policy and receives the majority of funding from member dues and class registrations along with a generous grant from The Bernard Osher Foundation. The Bernard Osher Foundation funds lifelong learning institutes at over 100 colleges and universities: www.osherfoundation.org

OLLI offers scholarly classes during a 6-week Spring Term and a 6-week Fall Term. OLLI classes meet on campus at The Claude Pepper Center, Westminster Oaks Maguire Center, and at several offsite locales. During May of each year, OLLI has a lively 3-week term with classes held at off-campus locations. During each term classes typically meet once a week for 2 hours each session and are

Discover the Possibilities!

Relive History
Experience the Arts
Create a New Passion

offered during evening hours and Saturdays. Our classes are taught by current or retired faculty from FSU, FAMU, and TCC. Graduate students in good standing are also invited to teach. Topics range from Art to World History. OLLI classes will educate, amuse, and challenge you.

In addition to academic classes, OLLI at FSU offers a Noon Lecture Series and the College of Social Science's Broad Lecture Series, both featuring well known and informed speakers in a wide array of topics. There are trips to fascinating locations, including the opera and theatre, events at local galleries, outings to FSU sporting events and opportunities to travel and study abroad. OLLI at FSU has a variety of clubs including: book, travel, walking, art and Spanish clubs. There's also a dynamic, published writers' group. Something for everyone!

OLLI Membership Benefits

Free Noon Lectures

OLLI social events and functions including the Annual Holiday Luncheon, Spring Luncheon, and the Dedman Dinner

Clubs: Book; Spanish; Travel; Writer's; Walking and Art

Cultural arts activities

Regional field trips, and out of town overnight excursions

Study Abroad programs

OLLI at FSU Newsletter

Weekly electronic news and schedule reports

Opportunity to enroll in OLLI classes

A permanent OLLI ID name badge and lanyard

FSU Library privileges

Socialize with others who enjoy learning!

For information about OLLI at FSU courses please visit our website at olli.fsu.edu You can also find us on Facebook at The Osher Lifelong Learning Institute at The Florida State University.

OLLI at FSU Corporate Partner

Westminster Oaks